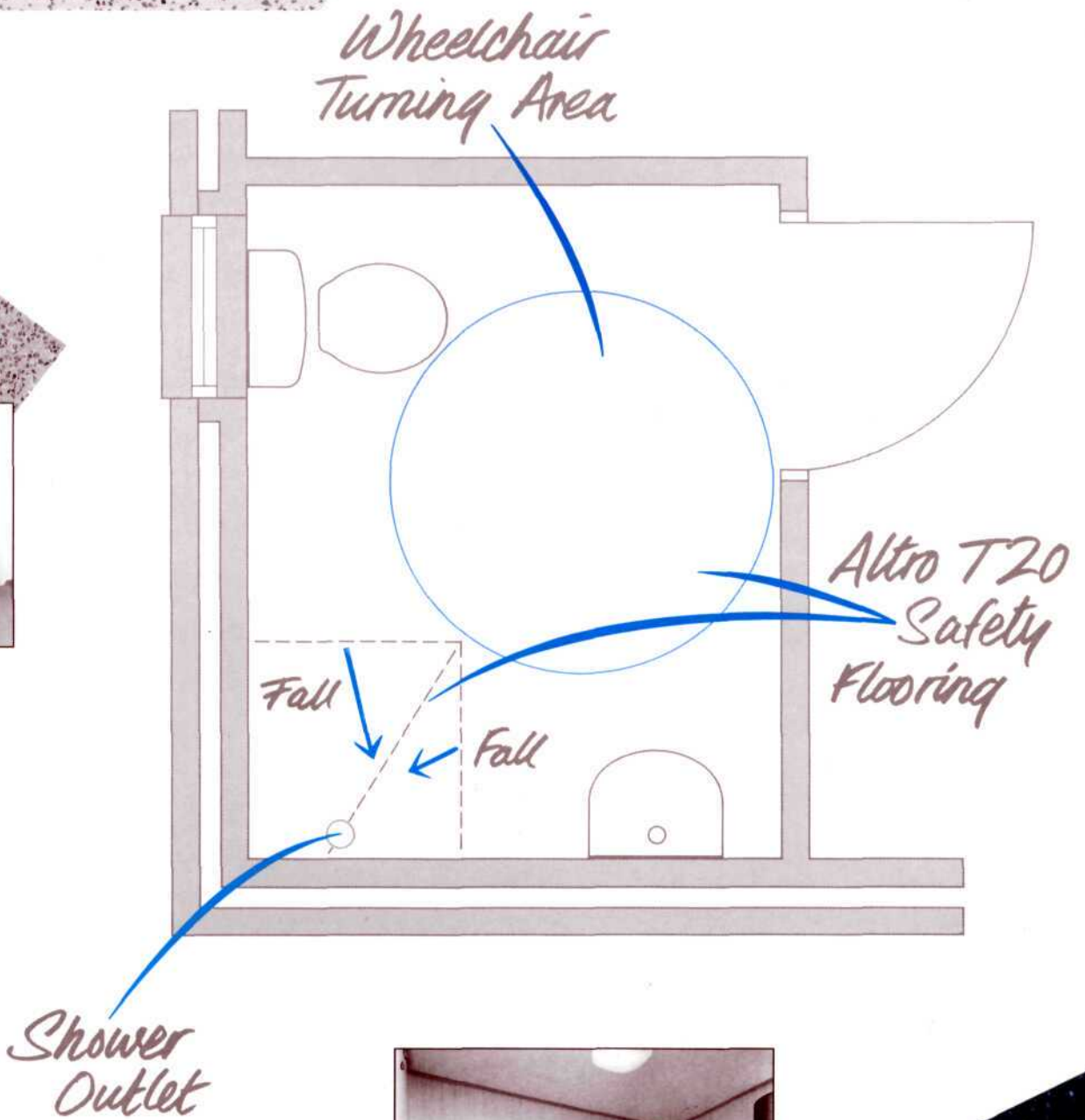



# ALTRO FLOORS

## ALTRO T20 SHOWER INSTALLATIONS



## ALTRO T20 SHOWER INSTALLATIONS

This leaflet sets out some of the methods to achieve an hygienic, slip-resistant shower installation using Altro T20 safety flooring, an economically designed, specially textured 2.0mm sheet vinyl flooring, which helps provide a sure footing in wet, bare-foot areas. Altro T20, in common with the entire Altro safety flooring range, contains an integral bacteriostat and has a seven year product warranty.

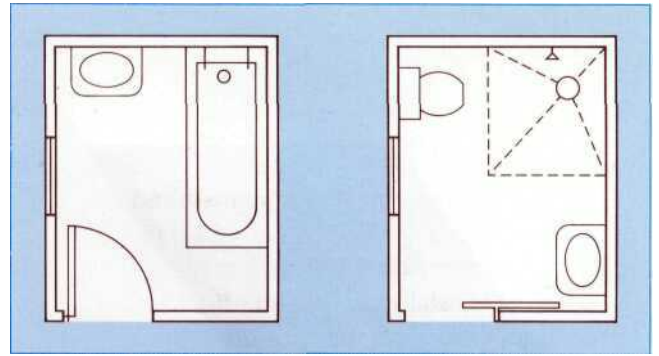
The Altro shower system is a combination of slip-resistant flooring, installed using a suitable water resistant adhesive with all joints hot welded, sealed to the wall finish in an appropriate manner; and a drain outlet into which the flooring is clamped, creating a waterproof installation.

*Advice should be sought where low quality black synthetic rubber tyres will be used.*

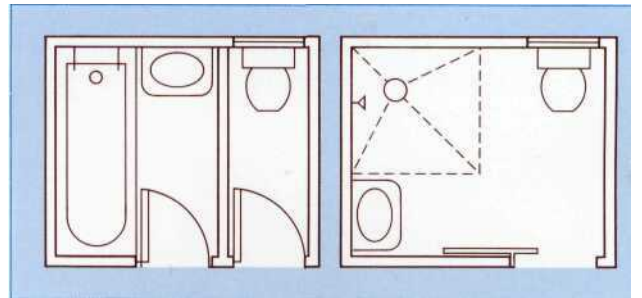
## WET AREA/STEPLESS SHOWERS

For the elderly or disabled and communal showers in sports clubs, schools etc.

- ▶ No step to negotiate, allowing complete accessibility for wheelchairs
- ▶ Space saving
- ▶ Hygienic and easy to clean
- ▶ Aesthetically pleasing - similar flooring can be used throughout the room



*Replacing the bath with a wet area shower can create enough space to install a toilet as well. The addition of a sliding door allows for wheelchair access.*



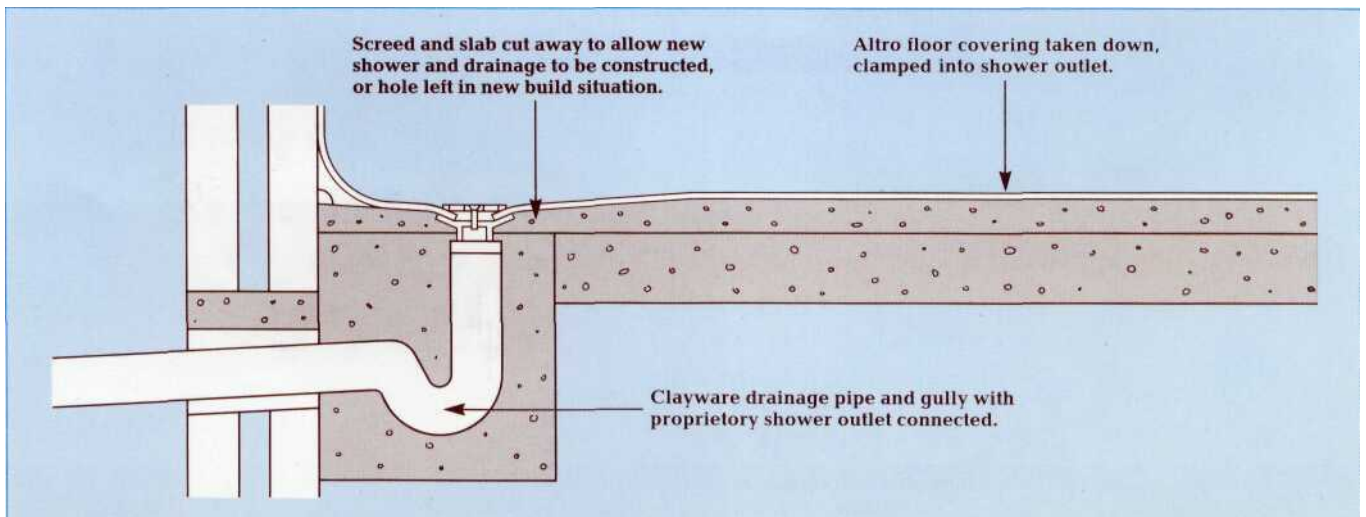
*A separate bathroom and toilet can be combined. The provision of a larger door allows more room for a wheelchair to manoeuvre.*

## SHOWER

For workplace showers, showers in hostels etc.

- ▶ Can be built to required size or shape to fit available space.
- ▶ Hygienic.
- ▶ Attractive - the finish is continued over the side of the tray to the floor, with a similar flooring used throughout the room if required.

*Example of level access shower installation*



# INSTALLATION

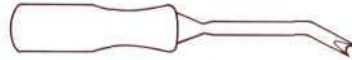
## Sub Floor

Both shower types can be installed over a variety of subfloors, including timber, sand and cement screeds, and concrete screeds. The subfloor should include an effective damp proof membrane if on the ground floor. Timber subfloors at ground floor level should be adequately ventilated.

New screeds and cementitious subfloors should be laid to BS8203 or equivalent standard. Sufficient drying out time should be allowed before installation of the flooring material. Guidance on the problems of and procedures to overcome construction moisture is contained in Altro's Information Bulletin on the problems of Construction Moisture in New Concrete Floors.

Falls to the drain outlet should be created during subfloor preparation and the drain outlet set at the correct level at this time by the plumber or installer.

Altro T20 is a directional material and this fact should be taken into account during installation. A special chisel for trimming of weld rod on T20 is available from Altro.



Altro T20 Chisel

## Level Access Stepless Showers

The flooring should be cut in, grooved and hot welded at joints. Corners should be mitred and hot welded. The material should be self-coved over a 38mm radius cove former and taken up the wall to a height of 100mm-150mm. The junction between floor and wall should be sealed in a suitable manner (see section on Wall Finishes).

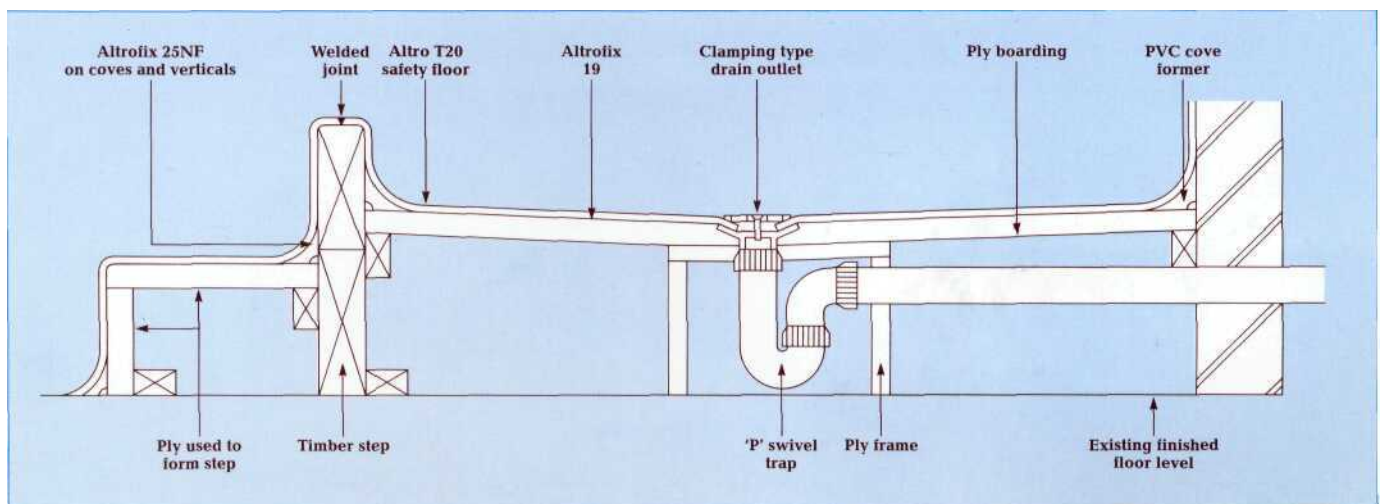
## Trays

Trays may be constructed of timber or concrete. An example of the former is shown here. Altro T20 safety flooring is laid into the tray and dressed over the coves and adhered with Altrofix 19 in the tray and Altrofix 25NF on all coves and vertical surfaces. Joints are cut-in, grooved and hot welded, and internal and external mitres are hot welded. The flooring is coved at the wall and the junction between floor and shower tray using a cove former.

# FLOOR FINISH

Altro T20 safety flooring should be installed in accordance with the instructions in Altro's Essential Information for Flooring Contractors booklet using a water resistant adhesive such as Altrofix 19. A contact adhesive such as Altrofix 25NF should be used for coving and vertical surfaces.

### Example of shower tray construction

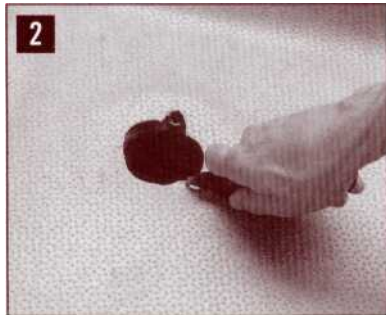



Diagrams not to scale

## DETAILING

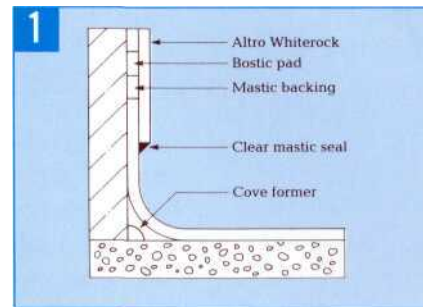
### Drain Outlet

A 'clamping' drain outlet, such as those shown below, should be used to ensure a watertight finish. The safety flooring is sealed into the body of the drain by means of a clamping ring, which is screwed into place as shown, creating an hygienic and waterproof installation. For more information, contact your Altro Distributor.

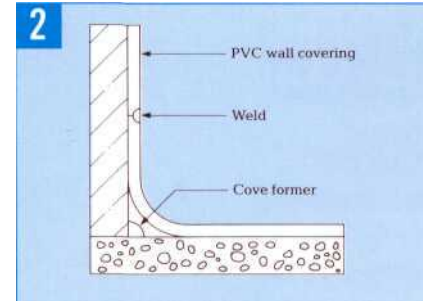


## WALL FINISH

A variety of wall finishes may be used in conjunction with Altro T20 safety flooring in showers:



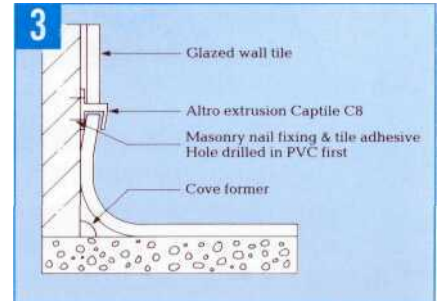
Altro Whiterock is an impact resistant PVC sheet wall and ceiling cladding. Its grout-free finish is hygienic and easy to maintain. It is thermoformed around corners and all joints are sealed. Whiterock is installed using the glue-fix method and lapped over the Altro T20 by a minimum of 50mm. The joint is sealed with mastic, creating an impervious, easy to clean finish from floor to ceiling.



Plain sheet vinyl, 2mm thick, may be hot welded to the floor finish to create a totally waterproof installation.

DISTRIBUTOR:

The plain sheet vinyl may be wrapped around corners and coved to the ceiling. All joints in the material are hot welded and there are no sharp corners to harbour dirt or bacteria.



Ceramic tiles - the floor finish is inserted into Altro Captile Strip C8, which should have been fixed to the wall already by the tiler in conjunction with the wall tiles.

## MAINTENANCE

Altro T20 should be cleaned with a recommended cleaner such as Altro Cleaner 44, used according to the manufacturer's instructions. A deck scrubber may be used for small areas. In larger areas, machine scrubbing using stiff nylon or polypropylene bristles is recommended when required. A special cleaner may be needed occasionally to remove hard lime deposits. Routine maintenance recommendations for safety flooring are available from Altro and its Distributors.

**ALTRO™**

**Always the safest choice**

Altro Floors, Works Road, Letchworth, Herts. SG6 1NW England.  
Tel: +44 462 480 480. Fax: +44 462 480 010.

