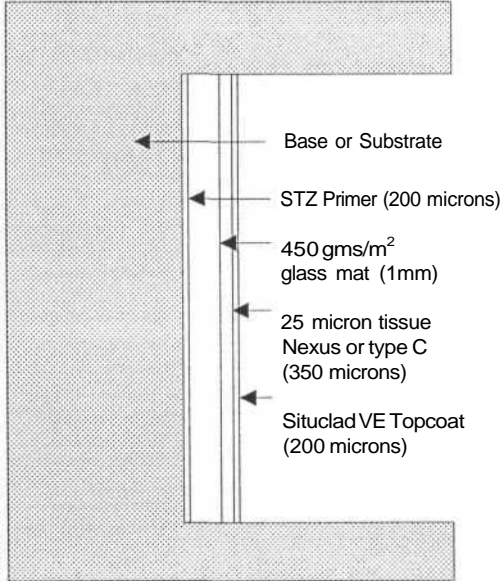
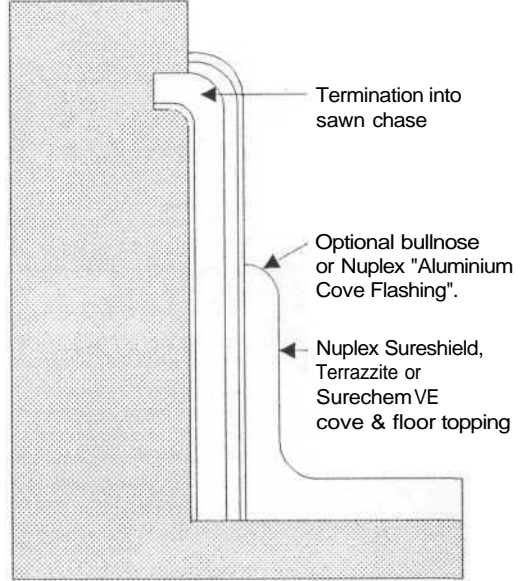


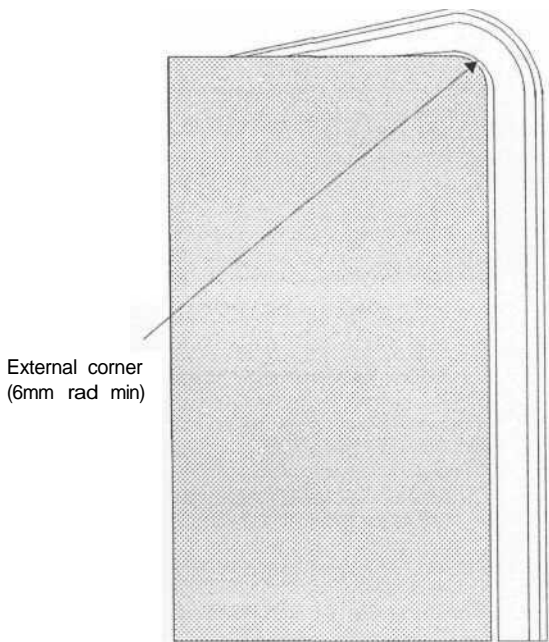
**NUPLEX FIBRECLENE & SITUCLAD VE
DESIGN DETAILS**



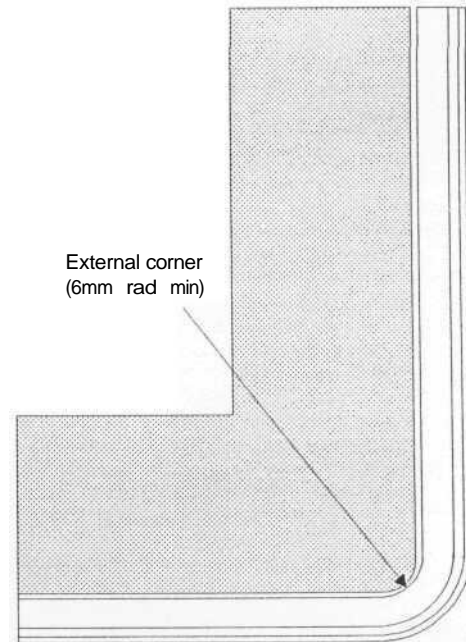
**Product Build Up
Ceiling/floor termination 1**



Wall Termination 2



Capping Termination 3



External Corner 4

Note: not to scale

No warranty either expressed or implied or statutory is made by NUPLEX in this document except as expressly stated in any sale and purchase agreement entered into between NUPLEX and the buyer.

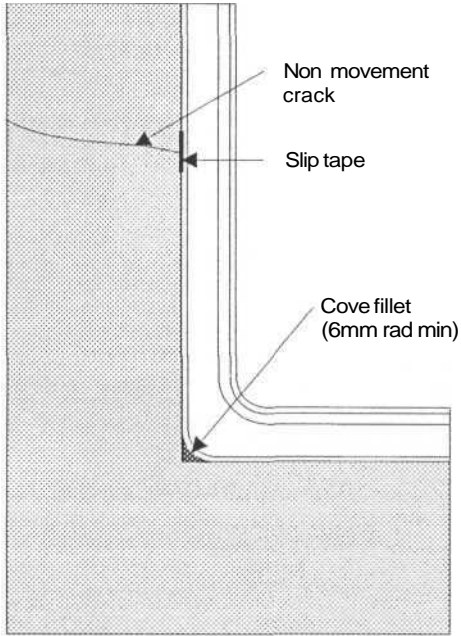
This document is a technical data information sheet. The description of the product or products and the properties of the product or products contained in this document is for the sole purpose of identifying the product or products and describing their property or properties and does not constitute a warranty that the product or its properties shall conform to that description; nor is the description of the product and/or its properties a warranty by NUPLEX that the goods are suitable for a particular purpose.

NUPLEX CONSTRUCTION PRODUCTS

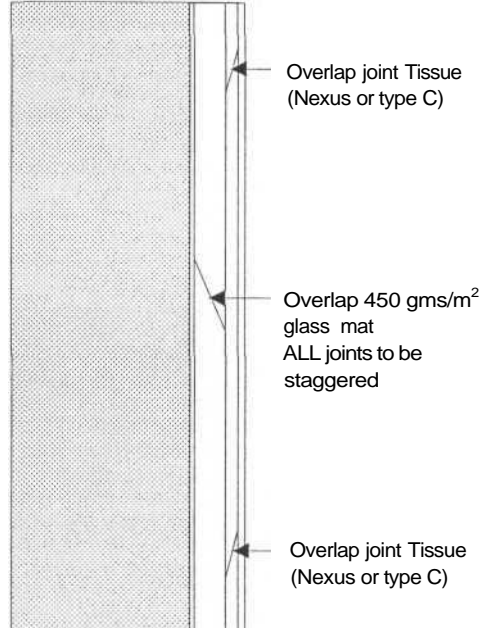
PO Box 12841, Penrose, Auckland Telephone 0-9-579 2029 Fax 0-9-525 3709 www.nuplexbuilding.co.nz email: bpdsales@nuplex.co.nz

HAMILTON	PALMERSTON NORTH	WELLINGTON	CHRISTCHURCH
Telephone 0-7-847 8658	Telephone 0-6-353 3685	Telephone 0-4-499 1341	Telephone 0-3-366 6802
Fax 0-7-847 3766	Fax 0-6-353 3632	Fax 0-4-471 5709	Fax 0-3-365 7845

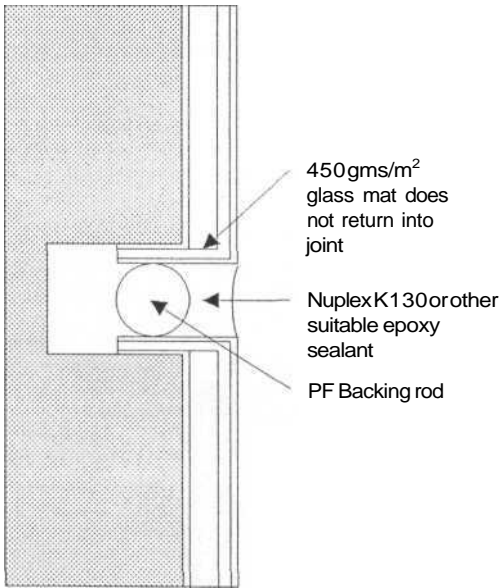
NUPLEX FIBRECLENE & SITUCLAD VE DESIGN DETAILS



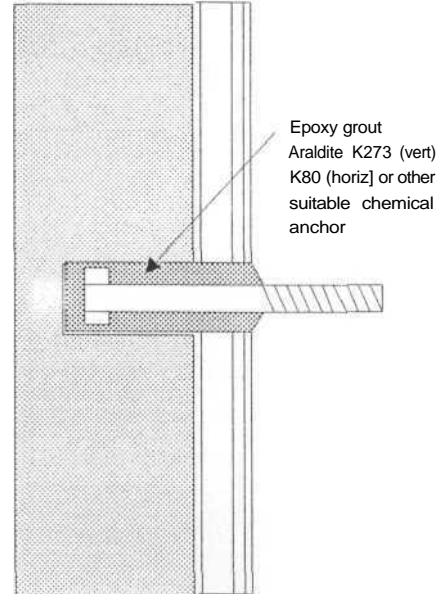
Internal Corner / Crack treatment 5



Laminate joints (overlapped) 6
Note: Joints show as surface unevenness

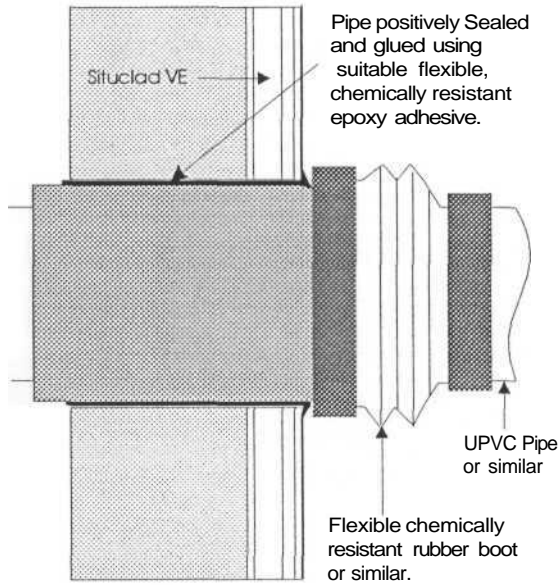


Typical control joint 7



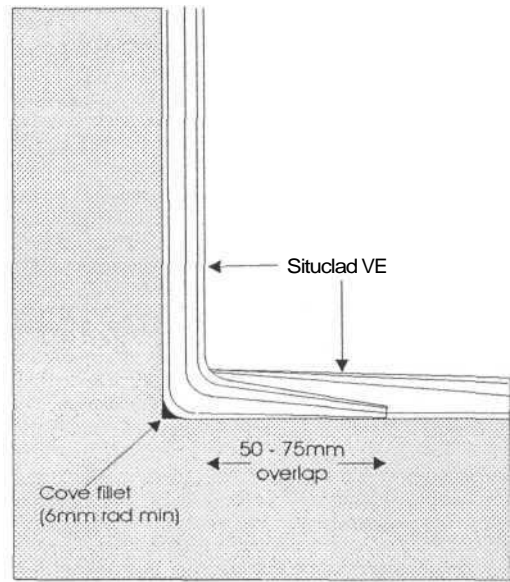
Typical bolt fastening (refer to fixing specification) 8
Note: not to scale

NUPLEX FIBRECLENE & SITUCLAD VE DESIGN DETAILS



Typical pipe penetration

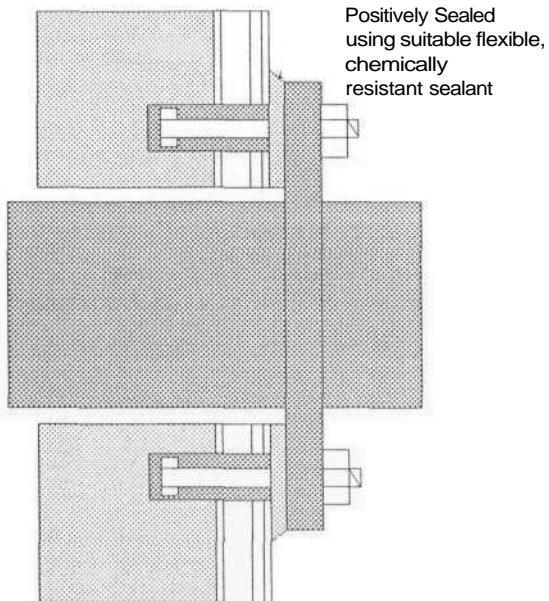
9



Typical coldjoint

Note: Joints show as surface uneveness

10



Alternative pipe penetration

11