

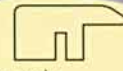
Nature's Edge™

TASMANIAN OAK ■ WOOD TRANSITION TRIMS

Square Nose • Finishing for uneven surfaces, perfect for trimming against sliding doors or fireplaces.



Square Nose works with the Roberts Floor Track System



Stair Nosing • Perfect solution for finishing stairway treads and risers, protecting edge of stair.



Stair Nosing works with the Roberts Floor Track System

10mm

15mm

Available in 2 heights • 10mm & 15mm


T-Moulding • Provides excellent expansion space and trimming across wide areas of flooring.



T-Moulding works with the Roberts Floor Track System



ROBERTS
Floor Track System



Available in 2 heights
10mm & 15mm

Reducer/Transition Strips •

An easy and attractive transition from wood or laminate floor to a lower surface



Reducer/Transition Strips work with the Roberts Floor Track System

10mm

15mm

Available in 2 heights • 10mm & 15mm

wall Trim (1/2 Round) •

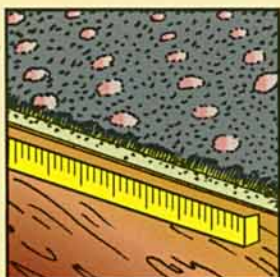
Ideal for covering expansion gaps and trimming all wall surfaces, installation is easy simply glue to wall.



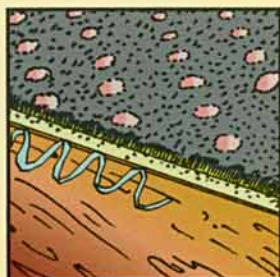
DOES NOT REQUIRE The Roberts Floor Track System



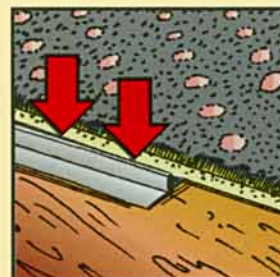
EASY INSTALLATION STEPS



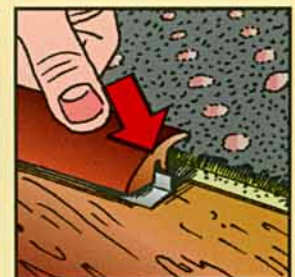
1. Measure installation, cut to size



2. Apply a line of adhesive



3. Position track and push down into adhesive



4. Clip transition trim into place

